

QUADRANT FUTURE TEK LIMITED

(Formerly known as Quadrant Cables Pvt. Ltd.)

Village Basma, (On Basma-Jhajjon Road), Tehsil Banur, Distt. Mohali, Punjab (INDIA)-140417
 CIN : U74999PB2015PLC039758, E-mail : Info@quadrantfuturetek.com
 Contact No. : +91-91120-00001, +91-97790-90919, +91-98720-01929, +91-99533-33393




Shareholding Pattern of our Company

The table below presents the shareholding pattern of our Company as on the date of the Draft Red Herring Prospectus:

(A). Table I - Summary Statement holding of Equity Shares

Category	Category of shareholders	No. of shareholders	No. of fully paid up Equity Shares held	No. of partly paid up Equity Shares held	No. of shares underlying Depository Receipts	Total no. of shares held	Shareholding as a %age of total no. of shares (calculated as per SCRR, 1957) (as a % of (A+B+C))	No. of voting rights held in each class of securities			No. of shares underlying outstanding convertible securities (including warrants)	Shareholding as % assuming full conversion of convertible securities (as a % of diluted share capital)	No. of locked in shares		No. of shares pledged		No. of Equity Shares held in dematerialised form
								Class (Equity)	Class Y	Total			(IX)	(X)	(XI) = (VII) + (X) as a % of (A+B+C)	No. (a)	
(I)	(II)	(III)	(IV)	(V)	(VI)	(VII) = IV + V + VI	(VIII)	Class (Equity)	Class Y	Total	(IX)	(X)	(XI) = (VII) + (X) as a % of (A+B+C)	(XII)	(XIII)	(XIV)	
(A)	Promoter & Promoter Group*	13	3,00,00,000	-	-	3,00,00,000	100.00	3,00,00,000	-	3,00,00,000	100.00	-	100.00	-	-	-	3,00,00,000
(B)	Public	-	-	-	-	-	-	-	-	-	-	-	-	-	-	-	-
(C)	Non promoter non public	-	-	-	-	-	-	-	-	-	-	-	-	-	-	-	-
(C 1)	Shares underlying DRs	-	-	-	-	-	-	-	-	-	-	-	-	-	-	-	-
(C 2)	Shares held by Employee trust	-	-	-	-	-	-	-	-	-	-	-	-	-	-	-	-
	Total	13	3,00,00,000	-	-	3,00,00,000	100.00	3,00,00,000	-	3,00,00,000	100.00	-	100.00	-	-	-	3,00,00,000
Note:																	
1.	C=C1+C2																
2.	Grand Total=A+B+C																




Shareholding Pattern of our Company

The table below presents the shareholding pattern of our Company as on the date of the Draft Red Herring Prospectus:


(A). Table I - Summary Statement holding of Equity Shares

Category	Category of shareholders	No. of shareholders	No. of fully paid up Equity Shares held	No. of partly paid up Equity Shares held	No. of shares underlying Depository Receipts	Total no. of shares held	Shareholding as a %age of total no. of shares (calculated as per SCRR, 1957) (as a % of (A+B+C))	No. of voting rights held in each class of securities			No. of shares underlying outstanding convertible securities (including warrants)	Shareholding as % assuming full conversion of convertible securities (as a % of diluted share capital)	No. of locked in shares		No. of shares pledged		No. of Equity Shares held in dematerialised form
								Class (Equity)	Class Y	Total			No. of voting rights	Total as % of (A+B+C)	No. (a)	As a % of total shares held (b)	
(I)	(II)	(III)	(IV)	(V)	(VI)	(VII) = IV + V + VI	(VIII)	Class (Equity)	Class Y	Total	(IX)	(X)	(XI) = (VII) + (X) as a % of (A+B+C)	(XII)	(XIII)	(XIV)	
(A)	Promoter & Promoter Group*	13	3,00,00,000	-	-	3,00,00,000	100.00	3,00,00,000	-	3,00,00,000	100.00	-	100.00	-	-	-	3,00,00,000
(B)	Public	-	-	-	-	-	-	-	-	-	-	-	-	-	-	-	-
(C)	Non promoter non public	-	-	-	-	-	-	-	-	-	-	-	-	-	-	-	-
(C1)	Shares underlying DRs	-	-	-	-	-	-	-	-	-	-	-	-	-	-	-	-
(C2)	Shares held by Employee trust	-	-	-	-	-	-	-	-	-	-	-	-	-	-	-	-
	Total	13	3,00,00,000	-	-	3,00,00,000	100.00	3,00,00,000	-	3,00,00,000	100.00	-	100.00	-	-	-	3,00,00,000
Note:																	
1.	C=C1+C2																
2.	Grand Total=A+B+C																




(B). Table II - Statement showing shareholding pattern of the Promoters and Promoters' Group

Sr. No. (I)	Category of shareholder (II)	Nos. Of shareholders (III)	No. of fully paid-up equity shares Held (IV)	No. Of Partly paid-up equity shares held (V)	No. Of shares underlying Depository Receipts (VI)	Total nos. share nos. held (VII) = (IV)+(V)+(VI)	Shareholding as a % of total no. of shares* (calculated as per SCRR, 1957) (VIII) As a % of (A+B+C2)	Number of Voting Rights held in each class of securities (IX)			No of shares Underlying Outstanding convertible securities (Including Warrants) (X)	Shareholding, as a % assuming full conversion of convertible securities (as a percentage of diluted share capital) (XI)=(VII)+(X) as a % of (A+B+C2)	Number of Locked in shares (XII)		Number of Shares pledged or otherwise encumbered (XIII)		Number of equity shares held in dematerialized form	
								No of Voting (XIV) Rights		Total as a % of (A+B+C)*			No. (a)	As a % of total shares held (b)	No. (a)	As a % of total shares held (b)		
								Class (eg- X)	Class (eg : Y)									
(1)	Indian																	
(a)	Individuals/Hindu undivided Family	13	3,00,00,000	-	-	3,00,00,000	100.00	3,00,00,000	-	3,00,00,000	100.00	-	100.00	-	-	-	-	3,00,00,000
	Rupinder Singh		57,00,000	-	-	57,00,000	19.00	57,00,000	-	57,00,000	19.00	-	19.00	-	-	-	-	57,00,000
	Amrit Singh Randhawa		40,50,000	-	-	40,50,000	13.50	40,50,000	-	40,50,000	13.50	-	13.50	-	-	-	-	40,50,000
	Mohit Vohra		37,50,000	-	-	37,50,000	12.50	37,50,000	-	37,50,000	12.50	-	12.50	-	-	-	-	37,50,000
	Amit Dhawan		37,50,000	-	-	37,50,000	12.50	37,50,000	-	37,50,000	12.50	-	12.50	-	-	-	-	37,50,000
	Vivek Abrol		23,25,000	-	-	23,25,000	7.75	23,25,000	-	23,25,000	7.75	-	7.75	-	-	-	-	23,25,000
	Vishesh Abrol		23,25,000	-	-	23,25,000	7.75	23,25,000	-	23,25,000	7.75	-	7.75	-	-	-	-	23,25,000
	Rajbir Singh Randhawa		18,00,000	-	-	18,00,000	6.00	18,00,000	-	18,00,000	6.00	-	6.00	-	-	-	-	18,00,000
	Aikjot Singh		15,00,000	-	-	15,00,000	5.00	15,00,000	-	15,00,000	5.00	-	5.00	-	-	-	-	15,00,000
	Promoter Group																	
	Mohan Krishan Abrol		25,50,000	-	-	25,50,000	8.50	25,50,000	-	25,50,000	8.50	-	8.50	-	-	-	-	25,50,000
	Swinder Kaur		10,50,000	-	-	10,50,000	3.50	10,50,000	-	10,50,000	3.50	-	3.50	-	-	-	-	10,50,000
	Navneet Kaur		6,00,000	-	-	6,00,000	2.00	6,00,000	-	6,00,000	2.00	-	2.00	-	-	-	-	6,00,000
	Vipin Abrol		3,00,000	-	-	3,00,000	1.00	3,00,000	-	3,00,000	1.00	-	1.00	-	-	-	-	3,00,000
	Parminder Kaur		3,00,000	-	-	3,00,000	1.00	3,00,000	-	3,00,000	1.00	-	1.00	-	-	-	-	3,00,000
(b)	Central Government/ State Government(s)	-	-	-	-	-	-	-	-	-	-	-	-	-	-	-	-	-
(c)	Financial Institutions/ Banks	-	-	-	-	-	-	-	-	-	-	-	-	-	-	-	-	-
(d)	Any Other (specify)	-	-	-	-	-	-	-	-	-	-	-	-	-	-	-	-	-
	Sub-Total (A)(1)	13	3,00,00,000	-	-	3,00,00,000	100.00	3,00,00,000	-	3,00,00,000	100.00	-	100.00	-	-	-	-	3,00,00,000
(2)	Foreign																	
(a)	Individuals (Non-Resident Individuals/ Foreign Individuals)	-	-	-	-	-	-	-	-	-	-	-	-	-	-	-	-	-
(b)	Government	-	-	-	-	-	-	-	-	-	-	-	-	-	-	-	-	-
(c)	Institutions	-	-	-	-	-	-	-	-	-	-	-	-	-	-	-	-	-
(d)	Foreign Portfolio Investor	-	-	-	-	-	-	-	-	-	-	-	-	-	-	-	-	-




(e)	Any Other (specify)	-	-	-	-	-	-	-	-	-	-	-	-	-	-	-	-	-
	Sub-Total (A)(2)	-	-	-	-	-	-	-	-	-	-	-	-	-	-	-	-	-
	Total Shareholding of Promoters and Promoters' Group (A)=(A)(1)+(A)(2)	13	3,00,00,000	-	-	3,00,00,000	100.00	3,00,00,000	-	3,00,00,000	100.00	-	100.00	-	-	-	-	3,00,00,000
Details of Shares which remain unclaimed may be given here along with details such as number of shareholders, outstanding shares held in demat/unclaimed suspense account, voting rights which are frozen etc. - N.A.																		
Note:																		
1.	PAN of the Shareholders will be provided by our Company to the Stock Exchange but would not be displayed on website of Stock Exchange(s).																	
2.	The term "Encumbrance" has the same meaning as assigned under regulation 28(3) of SEBI (Substantial Acquisition of Shares and Takeovers) Regulations, 2011.																	
3.	P= Promoter PG= Promoter Group																	

* Rounded Off




(C). Table III - Statement showing shareholding pattern of the public shareholder

Sr. No. (I)	Category of shareholder (II)	Nos. Of shareholders (III)	No. of fully paid up equity shares held (IV)	No. Of Partly paid-up equity shares held (V)	No. Of shares underlying Depository Receipts (VI)	Total nos. shares held (VII) = (IV)+(V)+(VI)	Shareholding as a % of total no. of shares (calculated as per SCRR, 1957) (VIII) As a % of (A+B+C2)	Number of Voting Rights held in each class of securities (IX)			No of shares Underlying Outstanding convertible securities (Including Warrants) (X)	Shareholding, as a % assuming full conversion of convertible securities	Number of Locked in shares (XII)		Number of shares pledged or otherwise encumbered (XIII)		Number of equity shares held in dematerialized form	
								No of Voting Rights (XIV)					Total as a % of (A+B+C)	No. (a)	As a % of Total Shares	No. (a)		As a % of total shares held (b)
								Class (eg: X)	Class (eg: Y)	Total								
B1	Institutions (Domestic)	-	-	-	-	-	-	-	-	-	-	-	-	-	-	-	-	
(a)	Mutual Funds	-	-	-	-	-	-	-	-	-	-	-	-	-	-	-	-	
(b)	Venture Capital Funds	-	-	-	-	-	-	-	-	-	-	-	-	-	-	-	-	
(c)	Alternate Investment Funds	-	-	-	-	-	-	-	-	-	-	-	-	-	-	-	-	
(d)	Banks	-	-	-	-	-	-	-	-	-	-	-	-	-	-	-	-	
(e)	Insurance Companies	-	-	-	-	-	-	-	-	-	-	-	-	-	-	-	-	
(f)	Provident Funds/ Pension Funds	-	-	-	-	-	-	-	-	-	-	-	-	-	-	-	-	
(g)	Asset reconstruction companies	-	-	-	-	-	-	-	-	-	-	-	-	-	-	-	-	
(h)	Sovereign Wealth Funds	-	-	-	-	-	-	-	-	-	-	-	-	-	-	-	-	
(i)	NBFCs registered with RBI	-	-	-	-	-	-	-	-	-	-	-	-	-	-	-	-	
(j)	Other Financial Institutions	-	-	-	-	-	-	-	-	-	-	-	-	-	-	-	-	
(k)	Any Other (specify)	-	-	-	-	-	-	-	-	-	-	-	-	-	-	-	-	
	Sub Total B1	-	-	-	-	-	-	-	-	-	-	-	-	-	-	-	-	
B2	Institutions (Foreign)	-	-	-	-	-	-	-	-	-	-	-	-	-	-	-	-	
(a)	Foreign Direct Investment	-	-	-	-	-	-	-	-	-	-	-	-	-	-	-	-	
(b)	Foreign Venture Capital Investors	-	-	-	-	-	-	-	-	-	-	-	-	-	-	-	-	
(c)	Sovereign Wealth Funds	-	-	-	-	-	-	-	-	-	-	-	-	-	-	-	-	
(d)	Foreign Portfolio Investors Category I	-	-	-	-	-	-	-	-	-	-	-	-	-	-	-	-	
(e)	Foreign Portfolio Investors Category II	-	-	-	-	-	-	-	-	-	-	-	-	-	-	-	-	
(f)	Overseas Depositories (holding DRs) (balancing figure)	-	-	-	-	-	-	-	-	-	-	-	-	-	-	-	-	
(g)	Any Other (specify)	-	-	-	-	-	-	-	-	-	-	-	-	-	-	-	-	
	Sub Total B2	-	-	-	-	-	-	-	-	-	-	-	-	-	-	-	-	



B3	Central Government/ State Government(s)	-	-	-	-	-	-	-	-	-	-	-	-	-	-	-	-	-
(a)	Central Government / President of India	-	-	-	-	-	-	-	-	-	-	-	-	-	-	-	-	-
(b)	State Government / Governor	-	-	-	-	-	-	-	-	-	-	-	-	-	-	-	-	-
(c)	Shareholding by Companies or Bodies Corporate where Central / State Government is a promoter	-	-	-	-	-	-	-	-	-	-	-	-	-	-	-	-	-
	Sub Total B3	-	-	-	-	-	-	-	-	-	-	-	-	-	-	-	-	-
B4	Non-Institutions	-	-	-	-	-	-	-	-	-	-	-	-	-	-	-	-	-
(a)	Associate Companies / Subsidiaries	-	-	-	-	-	-	-	-	-	-	-	-	-	-	-	-	-
(b)	Directors and their relatives (excluding independent directors and nominee directors)	-	-	-	-	-	-	-	-	-	-	-	-	-	-	-	-	-
(c)	Key Managerial Personnel	-	-	-	-	-	-	-	-	-	-	-	-	-	-	-	-	-
(d)	Relatives of promoter (other than 'immediate relatives' of promoters disclosed under 'Promoter and Promoter Group' category)	-	-	-	-	-	-	-	-	-	-	-	-	-	-	-	-	-
(e)	Trusts where any person belonging to 'Promoter and Promoter Group' category is 'trustee', 'beneficiary', or 'author of the trust'	-	-	-	-	-	-	-	-	-	-	-	-	-	-	-	-	-
(f)	Investor Education and Protection Fund (IEPF)	-	-	-	-	-	-	-	-	-	-	-	-	-	-	-	-	-
(g)	Resident Individuals holding nominal share capital upto ₹ 2 Lakhs	-	-	-	-	-	-	-	-	-	-	-	-	-	-	-	-	-
(h)	Resident Individuals holding share capital in excess of ₹ 2 Lakhs	-	-	-	-	-	-	-	-	-	-	-	-	-	-	-	-	-
(i)	Non Resident Indians (NRIs)	-	-	-	-	-	-	-	-	-	-	-	-	-	-	-	-	-
(j)	Foreign Nationals	-	-	-	-	-	-	-	-	-	-	-	-	-	-	-	-	-
(k)	Foreign Companies	-	-	-	-	-	-	-	-	-	-	-	-	-	-	-	-	-
(l)	Bodies Corporate	-	-	-	-	-	-	-	-	-	-	-	-	-	-	-	-	-
(m)	Any Other (specify)	-	-	-	-	-	-	-	-	-	-	-	-	-	-	-	-	-
	HUF	-	-	-	-	-	-	-	-	-	-	-	-	-	-	-	-	-



Non-Resident Indian (NRI)	-	-	-	-	-	-	-	-	-	-	-	-	-	-	-	-	-	-
LLP	-	-	-	-	-	-	-	-	-	-	-	-	-	-	-	-	-	-
Bodies Corporate	-	-	-	-	-	-	-	-	-	-	-	-	-	-	-	-	-	-
Clearing Members	-	-	-	-	-	-	-	-	-	-	-	-	-	-	-	-	-	-
Sub Total B4	-	-	-	-	-	-	-	-	-	-	-	-	-	-	-	-	-	-
B=B1+B2+B3+B4	-	-	-	-	-	-	-	-	-	-	-	-	-	-	-	-	-	-


Details of the shareholders acting as persons in Concert including their Shareholding (No. and %):

Details of Shares which remain unclaimed may be given here along with details such as number of shareholders, outstanding shares held in demat/unclaimed suspense account, voting rights which are frozen etc.

Note:


1. PAN would not be displayed on website of Stock Exchange(s).
2. The above format needs to disclose name of all holders holding more than 1% of total number of shares
3. W.r.t. the information pertaining to Depository Receipts, the same may be disclosed in the respective columns to the extent information available

* Rounded Off



(D). Table IV - Statement showing shareholding pattern of the Non-Promoter-Non Public shareholder

Sr. No. (I)	Category of shareholder (II)	Nos. Of shareholders (III)	No. of fully paid-up equity shares held (IV)	No. Of Partly paid-up equity shares held (V)	No. Of shares underlying Depository Receipts (VI)	Total nos. shares held (VII) = (IV)+(V)+(VI)	Shareholding as a % of total no. of shares (calculated as per SCRR, 1957) (VIII) As a % of (A+B+C2)	Number of Voting Rights held in each class of securities (IX)			No of shares Underlying Outstanding convertible securities (Including Warrants) (X)	Shareholding, as a % assuming full conversion of convertible securities (as a percentage of diluted share capital) (XI)=(VII)+(X) as a % of (A+B+C2)	Number of Locked in shares (XII)		Number of Shares pledged or otherwise encumbered (XIII)		Number of equity shares held in dematerialized form	
								No of Voting (XIV) Rights					Total as a % of (A+B+C)	No. (a)	As a % of total shares held (b)	No. (a)		As a % of total shares held (b)
								Class (eg: X)	Class (eg: Y)	Total								
(A)	Custodian/DR Holder - Name of DR Holders (If Available)	-	-	-	-	-	-	-	-	-	-	-	-	-	-	-	-	
(B)	Employee Benefit Trust (under SEBI (Share based Employee Benefit) Regulations, 2014)	-	-	-	-	-	-	-	-	-	-	-	-	-	-	-	-	
	Total Non-Promoter- Non Public Shareholding (C)=(C)(1)+(C)(2)	-	-	-	-	-	-	-	-	-	-	-	-	-	-	-	-	
Note:																		
1.	PAN would not be displayed on website of Stock Exchange(s).																	
2.	The above format needs to disclose name of all holders holding more than 1% of total number of shares																	
3.	W.r.t. the information pertaining to Depository Receipts, the same may be disclosed in the respective columns to the extent information available																	



(E). Table V - Statement showing details of significant beneficial owners

Sr No	Details of the significant beneficial owner (I)		Details of the registered owner (II)		Particulars of the shares in which significant beneficial interest is held by the beneficial owner (III)				Date of creation/acquisition of significant beneficial interest (IV)
	Name	Nationality	Name	Nationality	Shares (%)	Voting Rights (%)	Rights on Distributable (%)	Shareholding as a % of total no. of shares (calculated as per SCRR, 1957) As a % of (A+B+C2)	
-	-	-	-	-	-	-	-	-	-



Mohit Vohra

Managing Director

DIN:- 02534402